



GROUP 05 – STEERING GEAR

STEERING DRAG LINK

- FIG. 05-1 R-100, R-110, R-120, R-130 Series
- FIG. 05-3 R-140-4x4 SERIES
- FIG. 05-2 R-150, R-160, RC-160 SERIES
- FIG. 05-3 R-160-4x4 SERIES

STEERING GEAR

R-100 SERIES

- FIG. 05-4

R-110, R-120 SERIES

- FIG. 05-4 ROSS
- FIG. 05-5 GEMMER

R-130 SERIES

- FIG. 05-4 ROSS, WITH TRANSMISSION CODE 1374
- FIG. 05-6 ROSS, WITH TRANSMISSION CODES 1302, 1303, 1320
- FIG. 05-5 GEMMER

R-140-4x4 SERIES

- FIG. 05-8

R-150 SERIES

- FIG. 05-7

R-160-4x4 SERIES

- FIG. 05-10

R-160 SERIES

- FIG. 05-8 ROSS
- FIG. 05-9 GEMMER

RC-160 SERIES

- FIG. 05-8

STEERING WHEEL AND HORN BUTTON

- FIG. 05-11 R-100, R-110, R-120, R-130, R-140-4x4, R-150, R-160, RC-160 SERIES (FOR ROSS GEAR)
- FIG. 05-12 R-160-4x4 SERIES (FOR ROSS GEAR)
- FIG. 05-13 R-110, R-120, R-130, R-160 SERIES (FOR GEMMER GEAR)



STEERING COLUMN MOUNTING

R-100 SERIES

FIG. 05-15

R-110 SERIES

FIG. 05-14 WITH TRANSMISSION CODE 1301; BELOW CHASSIS NO. 47105
WITH TRANSMISSION CODES 1302, 1303

FIG. 05-15 WITH TRANSMISSION CODES 1301, 1383; CHASSIS NO. 47105 UP
WITH TRANSMISSION CODE 1374

R-120 SERIES

FIG. 05-14 WITH TRANSMISSION CODE 1301; BELOW CHASSIS NO. 9597
WITH TRANSMISSION CODES 1302, 1303

FIG. 05-15 WITH TRANSMISSION CODES 1301, 1383; CHASSIS NO. 9597 UP
WITH TRANSMISSION CODE 1374

R-130 SERIES

FIG. 05-14 WITH TRANSMISSION CODES 1302, 1303, 1320

FIG. 05-15 WITH TRANSMISSION CODE 1374

R-140-4x4, R-150, R-160-4x4, R-160 SERIES

FIG. 05-16

RC-160 SERIES

FIG. 05-17

POWER STEERING, CODE 0508

FIG. 05-18 HOSE AND FITTINGS

FIG. 05-19 PUMP

FIG. 05-20 CYLINDER

FIG. 05-21 VALVE

FIG. 05-22 CYLINDER END

FIG. 05-23 VALVE END (R-100, R-110, R-120, R-130 SERIES)

FIG. 05-24 VALVE END (R-150, R-160 SERIES)

GROUP 05 - STEERING GEAR

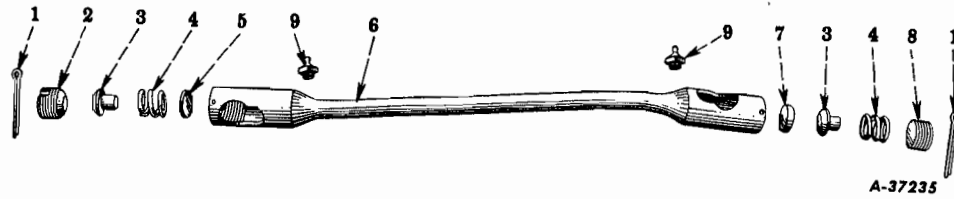


FIG. 05-1 - STEERING DRAG LINK
(R-100, R-110, R-120, R-130 Series)

KEY	DESCRIPTION	NO. REQ'D	I H PART NUMBER
1	PIN, COTTER, 1/8 x 1-5/8"	2	137 210
2	PLUG	2	74 040 RI
3	SEAT	2	74 039 RI
4	SPRING	2	1 057 YA
5	SEAT	1	1 333 Y
6	LINK, ASM.	1	74 041 RII
7	SEAT	1	1 337 YA
8	PLUG	1	13 350 V
9	LUBRICATOR, 1/8", STGHT.	2	109 461

RIGHT HAND DRIVE

6	LINK, ASM.	1	74 042 RII
---	------------	---	------------

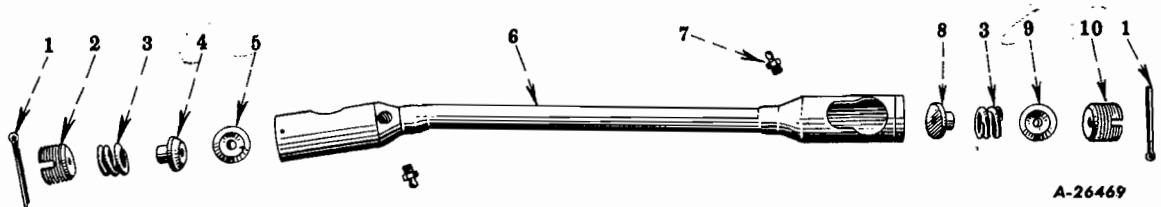


FIG. 05-2 - STEERING DRAG LINK
(R-150, R-160, RC-160 Series)

KEY	DESCRIPTION	NO. REQ'D	I H PART NUMBER
1	PIN, COTTER, 1/8 x 2"	1	103 389
2	PLUG	1	26 938 H
3	SPRING	2	26 936 H
4	SEAT	1	59 812 HA
5	SEAT	1	65 000 HA
6	LINK, ASM.	1	74 025 RII
7	LUBRICATOR, 1/8", STGHT.	2	109 461
8	PLUG	1	26 940 HA
9	SEAT	1	65 000 HA
10	PLUG	1	65 001 H

RIGHT HAND DRIVE

6	LINK, ASM.	1	74 026 RII
---	------------	---	------------

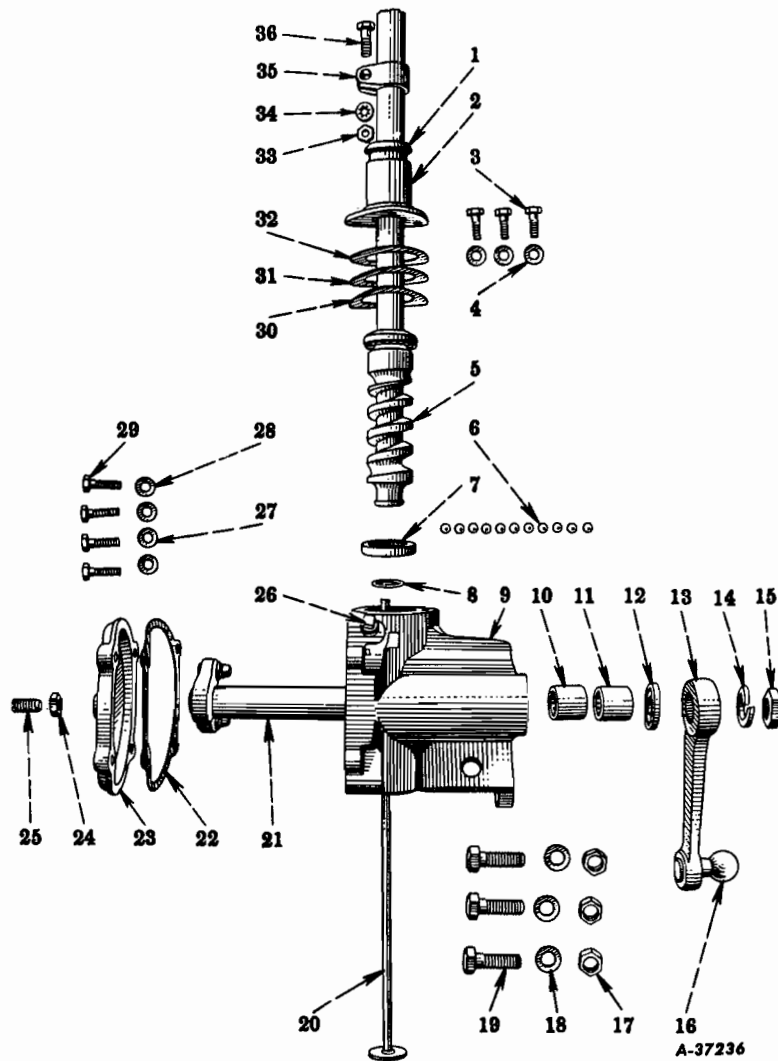


FIG. 05-4 - STEERING GEAR (Ross Models TA-12, TE-12)
 (R-100, R-110, R-120 Series)
 (R-130 Series - With Transmission, Code 1374)

KEY	DESCRIPTION	NO. REQ'D		I H PART NUMBER
		TA-12	TE-12	
	GEAR, STG., ASM.			
	Ross MODEL TA-12 (ORDER 123 813 R91 FOR SERVICE)	1		73 647 R92
	Ross MODEL TE-12		1	123 813 R91
1	SEAL, w/SLEEVE, ASM.	1	1	89 917 R91
2	COVER, w/SLEEVE AND SEAL, ASM.	1	1	91 494 R11
3	BOLT	3	3	89 911 R1
4	NOT USED			

MT-97

GROUP 05 – STEERING GEAR



KEY	DESCRIPTION	NO. REQ'D		I H PART NUMBER
		TA-12	TE-12	
FIG. 05-4 – STEERING GEAR (Ross Models TA-12, TE-12) – Continued				
5	TUBE, w/CAM, ASM.			
	SEE NOTE "A"	1		73 638 R91
	SEE NOTE "B"		1	130 427 R11
6	BALL, 5/16"	22	22	16 010 R1
7	BEARING	2	2	90 607 H
8	RING	2	2	90 608 H
9	HOUSING, w/BUSHING AND COVER, ASM.	1	1	73 645 R11
10	BUSHING	1	1	100 042 HA
11	BUSHING	1	1	100 042 HA
12	SEAL, ASM.	1	1	100 044 HA
13	ARM, ASM.	1	1	73 636 R11
14	WASHER, LK., 3/4", MED.	1	1	103 326
15	NUT	1	1	68 014 H
16	NOT SERVICED SEPARATELY			
17	NUT, HEX., 1/2NF	3	3	103 028
18	WASHER, LK., 1/2", MED.	3	3	103 323
19	BOLT, HEX-HD., 1/2NF x 1-1/2"	3	3	182 778
20	COVER, w/TUBE, ASM.	1	1	82 300 R11
21	LEVER SHAFT, w/NUT AND WASHER, ASM.			
	SEE NOTE "A"	1		73 634 R11
	SEE NOTE "B"		1	127 810 R11
22	GASKET	1	1	100 053 H
23	COVER, w/SCREW AND NUT, ASM.	1	1	100 052 HX
24	NUT, HEX., JAM, 7/16NF	1	1	272 171
25	SCREW	1	1	90 613 H
26	PLUG, PIPE, SQ-HD., 1/4"	1	1	103 866
27	WASHER	2	2	37 564 HA
28	WASHER, LK., 5/16", MED.	2	2	103 320
29	BOLT, HEX-HD., 5/16NC x 1"	4	4	181 088
30	GASKET	1	1	89 801 R1
31	SHIM			
	(.002", BRASS)	AR	AR	90 614 H
	(.003", STEEL)	AR	AR	90 615 H
	(.010", STEEL)	AR	AR	90 616 H
32	GASKET	1	1	89 801 R1
33	NUT, HEX., 5/16NF	1	1	103 025
34	WASHER, LK., 5/16", INT.	1	1	138 540
35	CLAMP, ASM.	1	1	68 012 HX
	NOTE "A" - FOR R-110, R-120 SERIES w/TRANS., CODE 1301			
	FOR R-110 SERIES w/TRANS., CODES 1302, 1303, BELOW CHASSIS			
	No. 49372			
	FOR R-120 SERIES w/TRANS., CODES 1301, 1303, BELOW CHASSIS			
	No. 10323			
	NOTE "B" - FOR R-100 SERIES			
	FOR R-110, R-120, R-130 SERIES w/TRANS., CODE 1374			
	FOR R-110, SERIES w/TRANS., CODES 1302, 1303, CHASSIS No.			
	49372 UP, AND TRANS., CODES 1348, 1383, CHASSIS No. 47105			
	UP			
	FOR R-120 SERIES w/TRANS., CODES 1302, 1303, CHASSIS No.			
	10323 UP, AND TRANS., CODES 1348, 1383, CHASSIS No. 9597			
	UP			

PRINTED IN UNITED STATES OF AMERICA

MT-97

GROUP 05 - STEERING GEAR



KEY	DESCRIPTION	NO. REQ'D		I H PART NUMBER
		TA-12	TE-12	
FIG. 05-4 - STEERING GEAR (Ross Models TA-12, TE-12) - Continued				
36	BOLT, HEX-HD., 5/16NF x 1-7/8"	1	1	182 698
RIGHT HAND DRIVE				
	GEAR, STG., ASM.			
	ROSS MODEL TA-12 (ORDER 123 814 R91 FOR SERVICE)	1		73 648 R92
	ROSS MODEL TE-12		1	123 814 R91
2	COVER, w/SLEEVE AND SEAL, ASM.	1	1	91 493 R11
5	TUBE, w/CAM, ASM.			
	SEE NOTE "A"	1		73 639 R91
	SEE NOTE "B"		1	130 428 R11
9	HOUSING, w/BUSHING AND COVER, ASM.	1	1	73 646 R11
NOTE "A" - FOR R-110, R-120 SERIES w/TRANS., CODE 1301				
FOR R-110 SERIES w/TRANS., CODES 1302, 1303, BELOW CHASSIS No. 49372				
FOR R-120 SERIES w/TRANS., CODES 1301, 1303, BELOW CHASSIS No. 10323				
NOTE "B" - FOR R-100 SERIES				
FOR R-110, R-120, R-130 SERIES w/TRANS., CODE 1374				
FOR R-110, SERIES w/TRANS., CODES 1302, 1303, CHASSIS No. 49372 UP, AND TRANS., CODES 1348, 1383, CHASSIS No. 47105 UP				
FOR R-120 SERIES w/TRANS., CODES 1302, 1303, CHASSIS No. 10323 UP, AND TRANS., CODES 1348, 1383, CHASSIS No. 9597 UP				

MT-97

GROUP 05 - STEERING GEAR

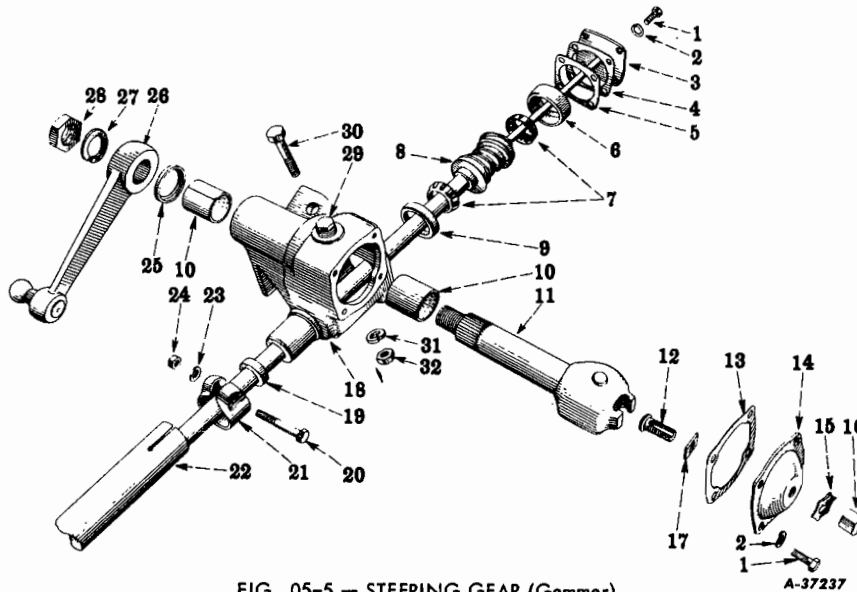


FIG. 05-5 - STEERING GEAR (Gemmer)
(R-110, R-120, R-130 Series)

KEY	DESCRIPTION	NO. REQ'D	I H PART NUMBER
	GEAR, STRG., ASM.	1	646 028 R91
1	BOLT, HEX-HD., 5/16NC x 5/8"	4	181 084
2	WASHER, LK., 5/16", EXT.	4	114 605
3	COVER, w/TUBE, ASM.	1	647 682 R92
4	SHIM (.002" THICK)	AR	647 581 R1
5	GASKET (.005" THICK)	AR	87 395 H
6	RING	1	87 398 H
7	BEARING	2	87 399 H
8	TUBE, w/WORM, ASM.	1	647 683 R91
9	RING	1	87 397 H
10	BUSHING	2	87 448 H
11	LEVER SHAFT, w/ROLLER, ASM.	1	647 455 R91
12	SCREW	1	87 402 H
13	GASKET	1	647 580 R1
14	COVER, w/SCREW AND WASHER, ASM.	1	647 451 R91
15	PLATE	1	87 403 H
16	NUT	1	87 404 H
17	WASHER	1	647 430 R1
18	HOUSING, w/BUSHING, ASM.	1	647 453 R11
19	SEAL	1	647 473 R1
20	BOLT, HEX-HD., 5/16NF x 1-7/8"	1	181 346
21	CLAMP, ASM.	1	87 410 HX
22	SEE STEERING WHEEL ILLUSTRATION		
23	WASHER, LK., 5/16", INT.	1	115 548
24	NUT, HEX., 5/16NF	1	103 025
25	SEAL, ASM.	1	142 329 HA
26	ARM, ASM.	1	647 443 R11
27	WASHER, LK., 7/8", MED.	1	103 327
28	NUT	1	11 033 V
29	PLUG	1	647 411 R11
30	BOLT, HEX-HD., 1/2NF x 1-1/2"	3	182 778
31	WASHER, LK., 1/2", MED.	3	103 323
32	NUT, HEX., 1/2NF	3	103 028

PRINTED IN UNITED STATES OF AMERICA

GROUP 05 – STEERING GEAR

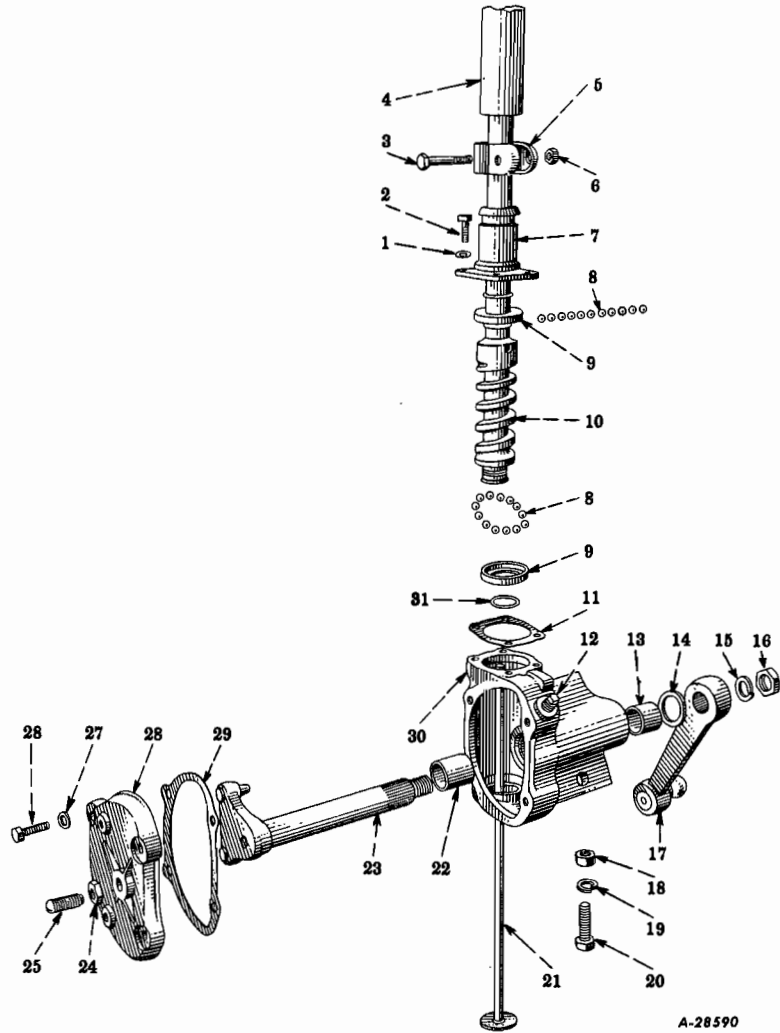


FIG. 05-6 – STEERING GEAR (Ross Model T-14)
(R-130 Series - With Transmission Codes 1302, 1303, 1320)

KEY	DESCRIPTION	NO. REQ'D	I H PART NUMBER
	GEAR, STRG., ASM.	1	130 911 R91
1	WASHER, L.K., 5/16", MED.	4	103 320
2	BOLT	4	89 911 R1
3	BOLT, HEX-HD., 5/16NF x 1-7/8"	1	181 346
4	SEE STEERING WHEEL ILLUSTRATION		
5	CLAMP, ASM.	1	68 012 HX
6	NUT, HEX., 5/16NF	1	103 025
	WASHER, L.K., 5/16", INT.	1	115 548
7	COVER, w/SLLEEVE AND SEAL, ASM.	1	91 044 R11
8	BALL, 5/16"	24	16 010 R1
9	BEARING	2	68 041 H

MT-97

GROUP 05 - STEERING GEAR



KEY	DESCRIPTION	NO. REQ'D	I H PART NUMBER
-----	-------------	-----------	-----------------

FIG. 05-6 - STEERING GEAR (Ross Model T-14) - Continued

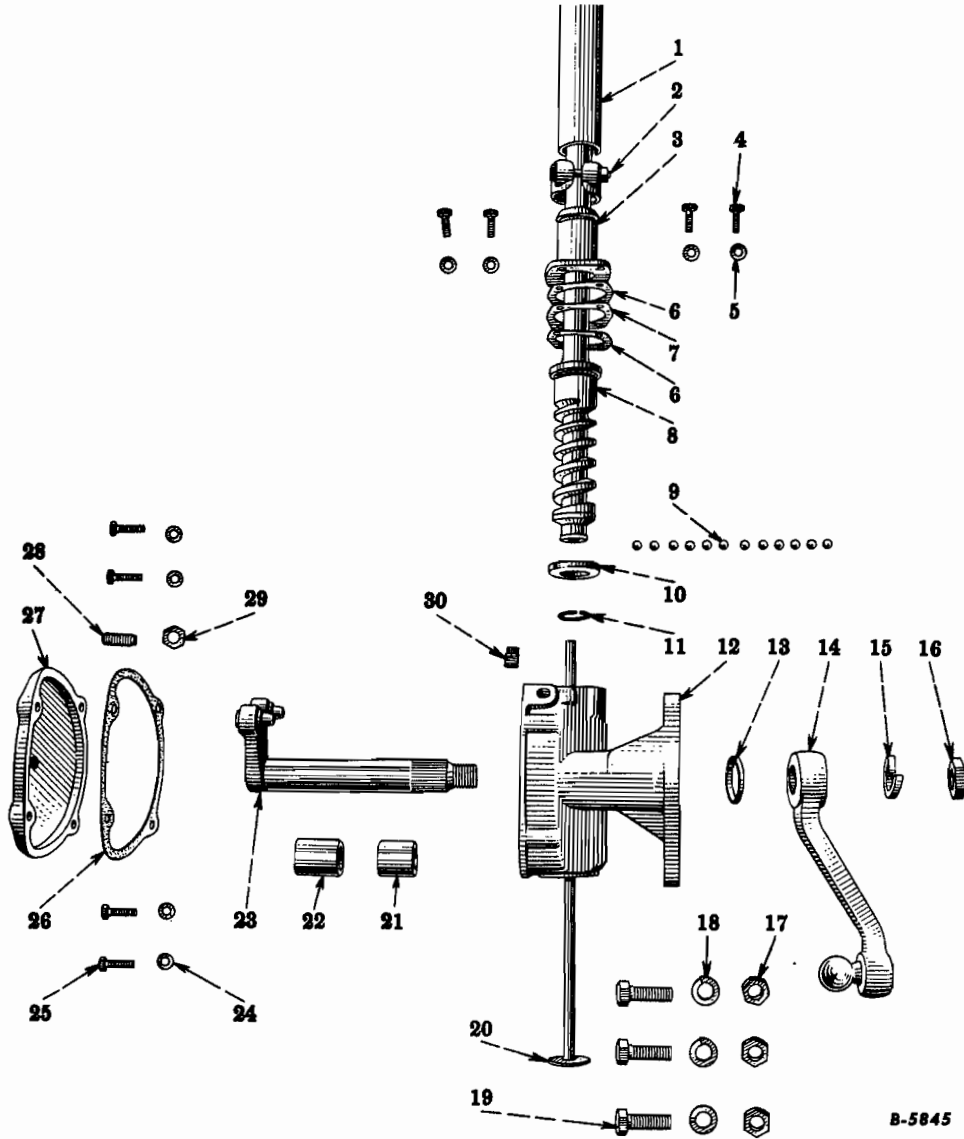
10	TUBE, w/CAM, ASM.		
	BELOW CHASSIS No. 6895	1	(*) 83 824 R91
	CHASSIS No. 6895 UP	1	130 908 R91
11	GASKET	2	89 933 R1
	SHIM		
	.002" THICK	AR	68 019 HA
	.003" THICK	AR	68 020 H
	.010" THICK	AR	68 021 H
12	PLUG, PIPE, SQ-HD., 1/4"	1	103 866
13	BUSHING	1	68 002 HB
14	SEAL, ASM.	1	85 928 R91
15	WASHER, LK., 3/4", MED.	1	103 326
16	NUT	1	68 014 H
17	ARM, ASM.	1	83 098 R11
18	NUT, HEX., 1/2NF	3	103 028
19	WASHER, LK., 1/2", MED.	3	103 323
20	BOLT, HEX-HD., 1/2NF x 1-1/2"	3	182 778
21	COVER, w/TUBE, ASM.	1	73 350 R11
22	BUSHING	1	68 002 HB
23	LEVER SHAFT, w/NUT AND WASHER, ASM.	1	83 822 R11
24	NUT	1	68 016 H
25	SCREW	1	50 443 H
26	BOLT, HEX-HD., 5/16NC x 1"	4	181 088
27	WASHER	4	37 564 HA
28	COVER, w/SCREW AND NUT, ASM.	1	83 828 R11
29	GASKET	1	84 487 R1
30	HOUSING, w/BUSHING AND COVER, ASM.	1	84 036 R11
31	RING	2	50 448 H

RIGHT HAND DRIVE

	GEAR, STRG., ASM.	1	130 912 R91
10	TUBE, w/CAM, ASM.		
	BELOW CHASSIS No. 6895	1	(A) 83 825 R91
	CHASSIS No. 6895 UP	1	130 909 R91
30	HOUSING, w/BUSHING AND END COVER, ASM.	1	84 037 R11
			(*) ORDER 130 908 R91 AND 131 092 R11
			(A) ORDER 130 909 R91 AND 131 092 R11

MT-97

GROUP 05 - STEERING GEAR



B-5845

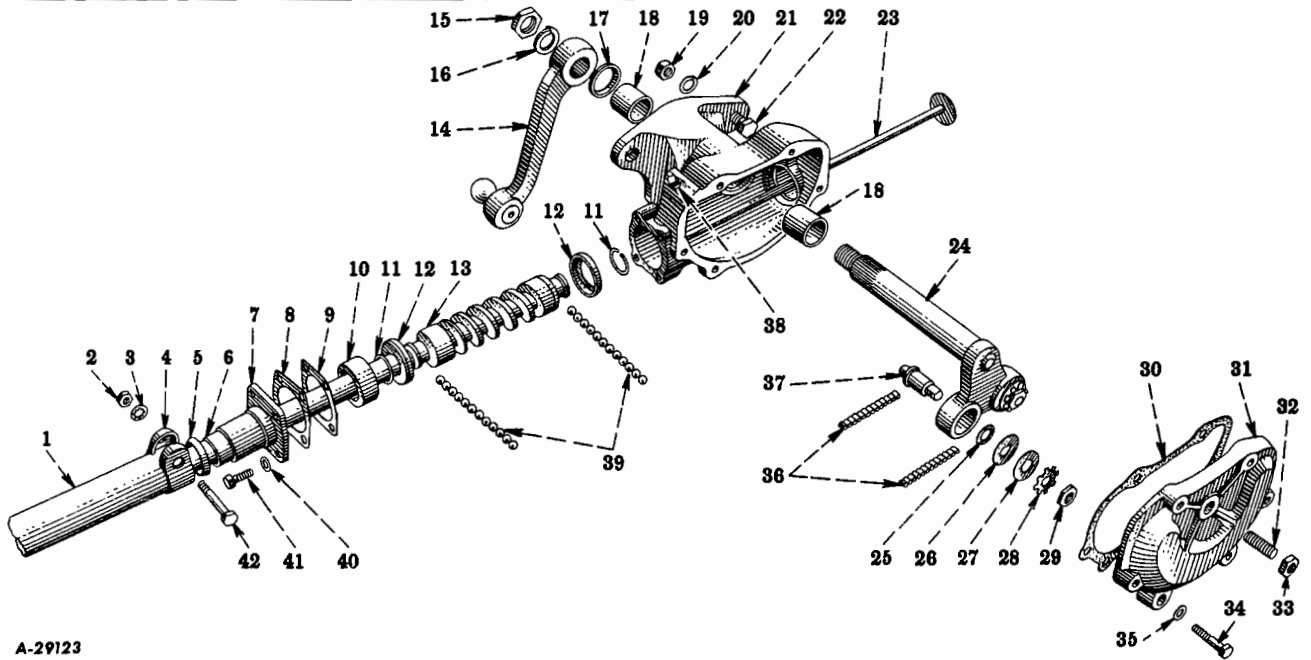
FIG. 05-7 - STEERING GEAR (Ross Model TA-14)
(R-150 Series)

KEY	DESCRIPTION	NO. REQ'D	I H PART NUMBER
	GEAR, STRG., ASM.	1	73 609 R92
1	SEE STEERING WHEEL ILLUSTRATION		
2	CLAMP, ASM.	1	68 012 HX
	BOLT, HEX-HD., 5/16NF x 1-7/8"	1	181 346
	NUT, HEX., 5/16NF	1	103 025
	WASHER, LK., 5/16", INT.	1	115 548
3	COVER, w/SLEEVE AND SEAL, ASM.	1	91 044 R11
4	BOLT	4	89 911 R1
5	WASHER, LK., 5/16", MED.	4	103 320
6	GASKET	2	89 933 R1

PRINTED IN UNITED STATES OF AMERICA

MT-97

GROUP 05 – STEERING GEAR



A-29123

FIG. 05-8 – STEERING GEAR (Ross Model TA-54)
(R-160, RC-160, R-140-4x4 Series)

KEY	DESCRIPTION	NO. REQ'D		I H PART NUMBER
		R-160 R-140 4x4 SERIES	RC-160 SERIES	
	GEAR, STG., ASM. R-160, R-140 4 x 4 SERIES			85 553 R92
	RC-160 SERIES			83 996 R91
1	SEE STEERING WHEEL ILLUSTRATION			
2	NUT, HEX., 5/16NF	1	1	103 025
3	WASHER, LK., 5/16", INT.	1	1	115 548
4	CLAMP, ASM.	1	1	68 012 HX
5	SEAL, w/SLEEVE, ASM.	1	1	89 917 R91
6	NOT SERVICED SEPARATELY			
7	COVER, w/SLEEVE AND SEAL, ASM.	1	1	91 044 R11
8	GASKET	1		89 933 R1
9	SHIM			
	.002" THICK	AR	AR	68 019 HA
	.003" THICK	AR	AR	68 020 H
	.010" THICK	AR	AR	68 021 H
10	SPACER	1	1	85 587 R1
11	RING	2	2	50 448 H
12	CUP	2	2	68 041 H
13	TUBE, w/CAM, ASM. R-160, R-140 4 x 4 SERIES	1		85 661 R91
	RC-160 SERIES		1	85 885 R91

PRINTED IN UNITED STATES OF AMERICA

MT-97

GROUP 05 - STEERING GEAR



KEY	DESCRIPTION	NO. REQ'D		I H PART NUMBER
		R-160 R-140 4x4 SERIES	RC-160 SERIES	

FIG. 05-8 - STEERING GEAR (Ross Model TA-54) - Continued

14	ARM, ASM. (R-160 SERIES ONLY)	1		73 352 R11
	RC-160 SERIES		1	86 734 R11
	(R-140 - 4 x 4 ONLY)	1		85 560 R11
15	NUT	1	1	50 865 V
16	WASHER, LK., 7/8", MED.	1	1	103 327
17	SEAL, ASM.	1	1	142 331 HA
18	BUSHING	2	2	68 031 HA
19	NUT, HEX., 9/16NF	3	3	103 029
20	WASHER, LK., 9/16", MED.	3	3	103 324
21	HOUSING, w/BUSHING AND COVER, ASM. R-160, R-140 - 4 x 4 SERIES	1		85 558 R11
	RC-160 SERIES		1	84 230 R11
22	BOLT, HEX-HD., 9/16NF x 1-1/2"	3	3	182 799
23	COVER, w/TUBE, ASM.	1	1	73 350 R11
24	LEVER SHAFT, w/NUT AND WASHER, ASM. R-160, R-140 - 4 x 4 SERIES	1		88 590 R91
	RC-160 SERIES		1	88 592 R91
25	SPACER	2	2	87 531 R1
26	SEAT	2	2	87 530 R1
27	WASHER	2	2	85 919 R1
28	LOCK	2	2	88 428 H
29	NUT	2	2	90 053 R1
30	GASKET	1	1	85 301 R1
31	COVER, w/SCREW AND NUT, ASM.	1	1	85 191 R11
32	SCREW	1	1	50 443 H
33	NUT	1	1	68 016 H
34	BOLT, HEX-HD., 5/16NC x 1-1/4"	6	6	181 090
35	WASHER	6	6	37 564 HA
36	BEARING	52	52	85 917 R1
37	SET, STUD, NUT, ROLLER AND WASHER, ARM (MATCHED)	1	1	92 308 R91
38	PLUG, PIPE, SQ-HD., 1/4"	1	1	103 866
39	BALL, 5/16"	24	24	16 010 R1
40	WASHER, LK., 5/16", MED.	4	4	103 320
41	BOLT	4		89 911 R1
	BOLT, HEX-HD., 5/16NC x 3/4"		4	181 086
42	BOLT, HEX-HD. 5/16NF x 1-7/8"	4		181 346
	5/16NF x 2"		4	182 699

RIGHT HAND DRIVE

	GEAR, STG., ASM.	1		85 554 R92
13	TUBE, w/CAM, ASM.	1		85 662 R91
21	HOUSING, w/BUSHING AND COVER, ASM.	1		85 559 R11

MT-97

GROUP 05 – STEERING GEAR

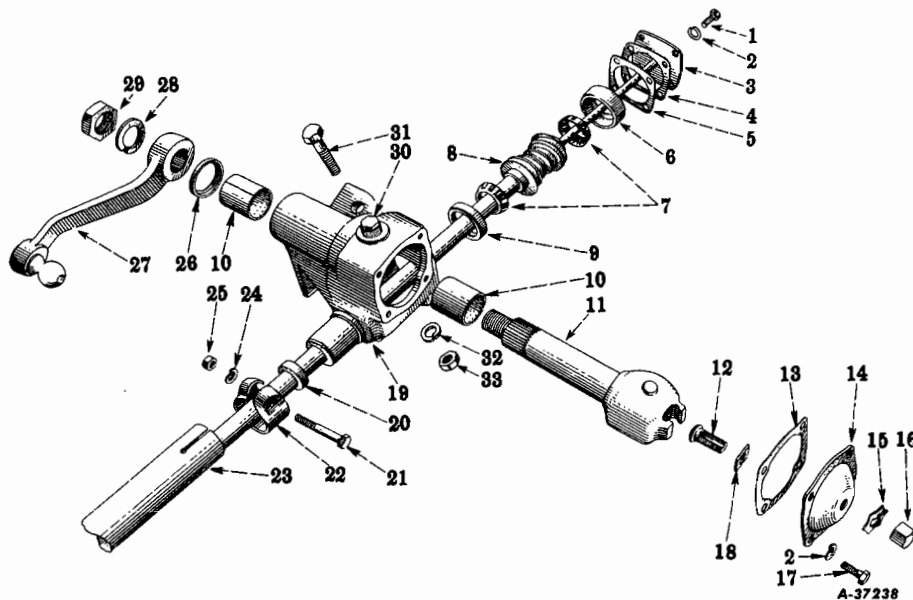


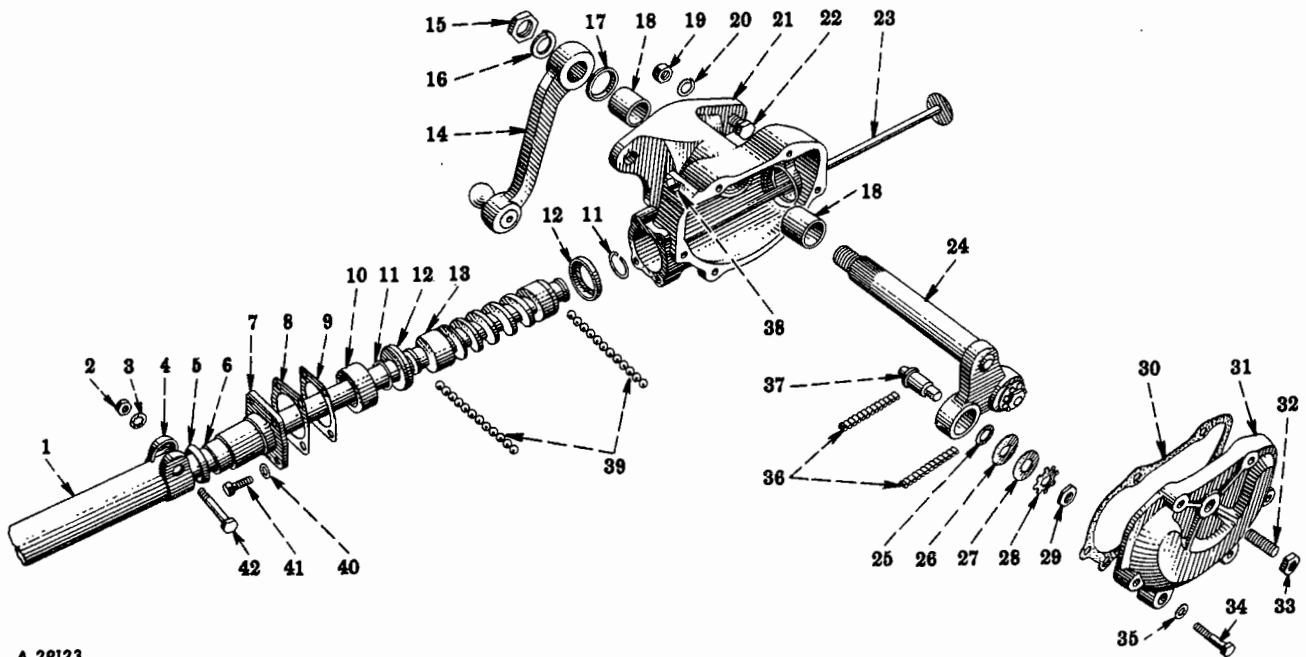
FIG. 05-9 – STEERING GEAR (Gemmer)
(R-160 Series)

KEY	DESCRIPTION	NO. REQ'D	I H PART NUMBER
	GEAR, STRG., ASM.	1	646 629 R91
1	BOLT, HEX-HD., 5/16NC x 3/4"	4	181 086
2	WASHER, LK., 5/16", EXT.	4	114 605
3	COVER, w/TUBE, ASM.	1	647 687 R91
4	SHIM (.002" THICK)	AR	645 026 R1
5	SHIM		
	.085" THICK	AR	87 461 H
	.010" THICK	AR	87 460 H
6	BEARING	1	87 463 H
7	BEARING	2	87 464 H
8	TUBE, w/WORM, ASM.	1	647 684 R91
9	BEARING	1	87 462 HA
10	BUSHING	2	646 753 R1
11	LEVER SHAFT, w/ROLLER, ASM.	1	647 426 R91
12	SCREW	1	87 402 H
13	GASKET	1	647 405 R1
14	COVER, w/SCREW, ASM.	1	647 442 R91
15	PLATE	1	87 403 H
16	NUT	1	87 404 H
17	BOLT, HEX-HD., 5/16NC x 5/8"	4	181 084
18	WASHER	1	647 430 R1
19	HOUSING, w/BUSHING, ASM.	1	647 420 R11
20	SEAL, ASM.	1	647 400 R91
21	BOLT, HEX-HD., 5/16NF x 1-7/8"	1	181 346
22	CLAMP, ASM.	1	87 410 HX
23	SEE STEERING WHEEL ILLUSTRATION		
24	WASHER, LK., 5/16", INT.	1	115 548
25	NUT, HEX., 5/16NF	1	103 025
26	SEAL, ASM.	1	142 329 HA

PRINTED IN UNITED STATES OF AMERICA

MT-97

GROUP 05 - STEERING GEAR

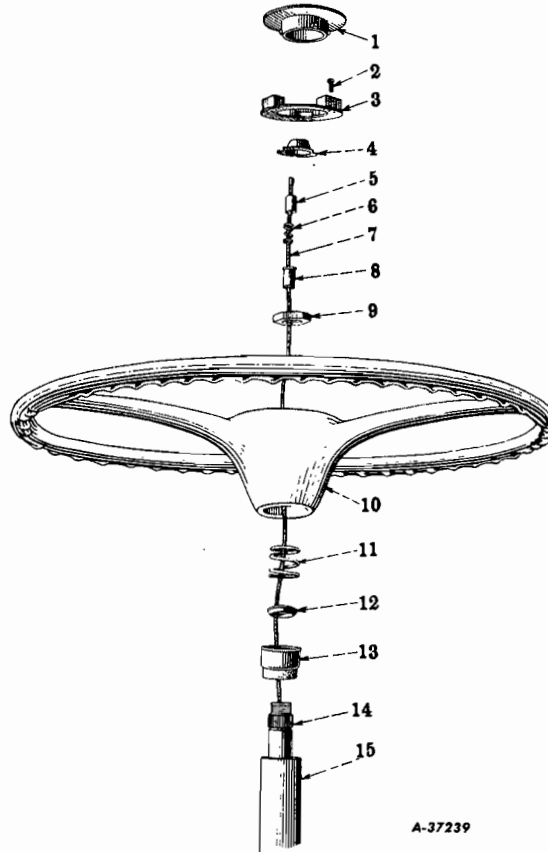


A-29123

FIG. 05-10 - STEERING GEAR (Ross Model TA-61)
(R-160-4x4 Series)

KEY	DESCRIPTION	NO. REQ'D	I H PART NUMBER
	GEAR, STRG., ASM.	1	85 484 R92
1	SEE STEERING WHEEL ILLUSTRATION		
2	NUT, HEX., 5/16NF	1	103 025
3	WASHER, LK., 5/16", INT.	1	115 548
4	CLAMP, ASM.	1	103 274 HX
5	SEAL, w/SLEEVE, ASM.	1	89 990 R91
6	NOT SERVICED SEPARATELY		
7	COVER, w/SLEEVE AND SEAL, ASM.	1	103 278 HB
8	NOT USED		
9	SHIM		
	.002" THICK	AR	77 283 H
	.003" THICK	AR	68 073 H
	.010" THICK	AR	68 074 H
	GASKET	2	89 953 R1
10	SPACER	1	131 649 H
11	RING	2	68 061 H
12	BEARING	2	68 060 H
13	TUBE, w/CAM, ASM.	1	85 492 R91
14	ARM, ASM.	1	122 883 R11
15	NUT	1	62 643 V
16	WASHER, LK., 1", MED.	1	121 326
17	SEAL, ASM.	1	142 329 HA
18	BUSHING	2	62 634 VB
19	NUT, HEX., 9/16NF	3	103 029
20	WASHER, LK., 9/16", MED.	3	103 324

PRINTED IN UNITED STATES OF AMERICA



A-37239

FIG. 05-11 - STEERING WHEEL AND HORN BUTTON
(For Ross Steering Gear)
(R-100, R-110, R-120, R-130, R-150, R-160, RC-160, R-140-4x4 Series)

KEY	DESCRIPTION	NO. REQ'D							I H PART NUMBER
		TRANS. CODES							
		1301	1302 1303	1320	1322 1323	1348	1374	1383	
1	BUTTON	1	1	1	1	1	1	1	73 913 R1
2	SCREW, RD-HD., No. 10 x 5/8"	3	3	3	3	3	3	3	148 595
3	PLATE, ASM.	1	1	1	1	1	1	1	95 166 H
4	CAP	1	1	1	1	1	1	1	95 162 H
5	FERRULE	1	1	1	1	1	1	1	95 164 H
6	SPRING	1	1	1	1	1	1	1	95 165 H
7	CABLE, ASM.	1	1	1	1	1	1	1	100 642 R91
8	CUP	1	1	1	1	1	1	1	95 163 H
9	NUT	1	1	1	1	1	1	1	100 035 H
10	WHEEL								
	SEE NOTE A	1	1	1					73 914 R1
	SEE NOTE B					1	1	1	128 012 R1
	NOTE "A" - FOR R-110 SERIES w/TRANS., CODE 1301; BELOW CHASSIS No. 47105								
	FOR R-120 SERIES w/TRANS., CODE 1301; BELOW CHASSIS No. 9597								
	FOR R-110, R-120, R-130 SERIES w/TRANS., CODES 1302, 1303, 1320								
	FOR R-150, R-160, RC-160, R-140 - 4 x 4								

PRINTED IN UNITED STATES OF AMERICA

MT-97 Rev. No. 2, 7/56

GROUP 05 - STEERING GEAR



KEY	DESCRIPTION	NO. REQ'D							I H PART NUMBER
		TRANS. CODES							
		1301	1302 1303	1320	1322 1323	1348	1374	1383	

FIG. 05-11 - STEERING WHEEL AND HORN BUTTON - Continued

KEY	DESCRIPTION	1301	1302 1303	1320	1322 1323	1348	1374	1383	I H PART NUMBER
	SERIES								
	NOTE "B" - FOR R-100 SERIES								
	FOR R-110 SERIES w/TRANS. CODE 1348;								
	CHASSIS No. 47105 UP								
	FOR R-120 SERIES w/TRANS. CODE 1348;								
	CHASSIS No. 9597 UP								
	FOR R-110, R-120, R-130 SERIES w/TRANS.								
	CODES 1374, 1383								
11	SPRING								88 474 H
12	SEAT								91 808 R1
13	KIT, BUSHING, ASM.								137 482 R9I
14	SEE STEERING GEAR ASM.								
15	TUBE, w/BEARING, ASM.								
	R-110 SERIES - BELOW 47105								131 092 R11
	R-120 SERIES - BELOW 9597								131 092 R11
	R-110, R-120 SERIES								131 092 R11
	R-100, R-110, R-120, R-130 SERIES								136 272 R11
	R-100, R-110, R-120, R-130 SERIES								130 105 R1
	R-130 SERIES - BELOW 6895								120 850 R11
	R-130 SERIES - 6895 AND UP								131 092 R11
	R-150 SERIES								90 318 R11
	R-140 - 4 x 4, R-160 SERIES								90 310 R11
	RC-160 SERIES								85 696 R12

GROUP 05 – STEERING GEAR

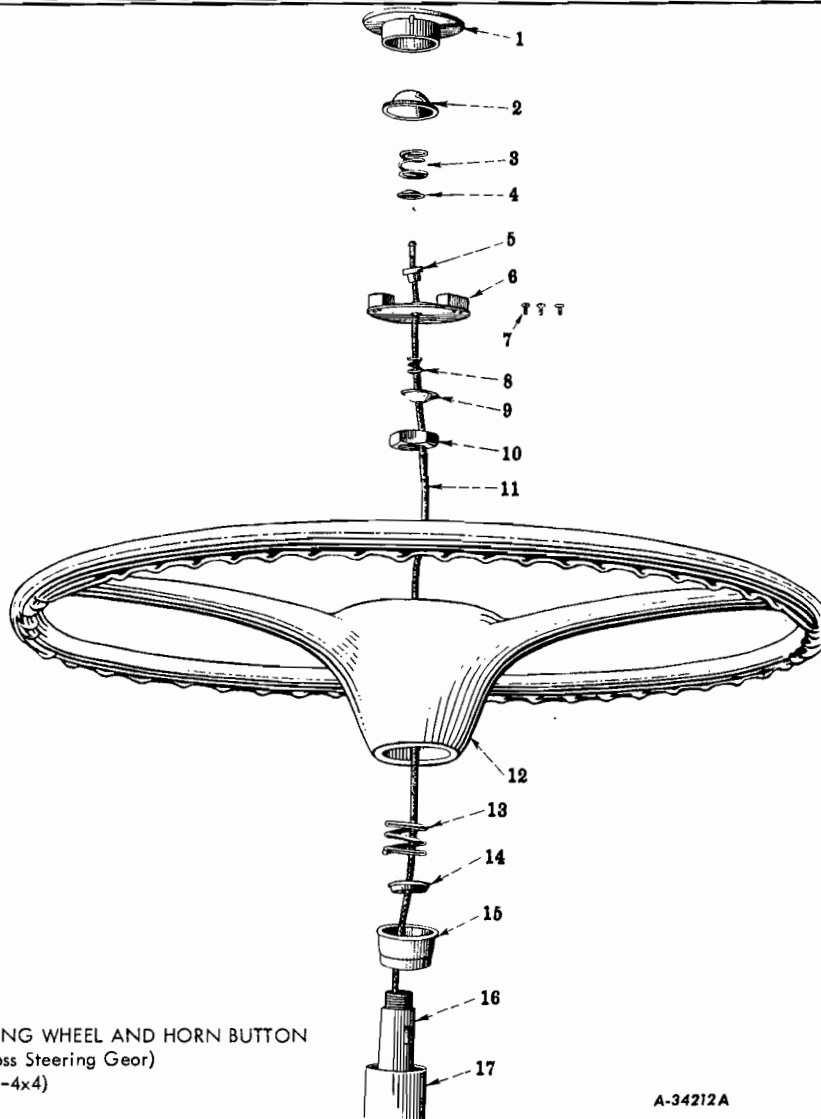


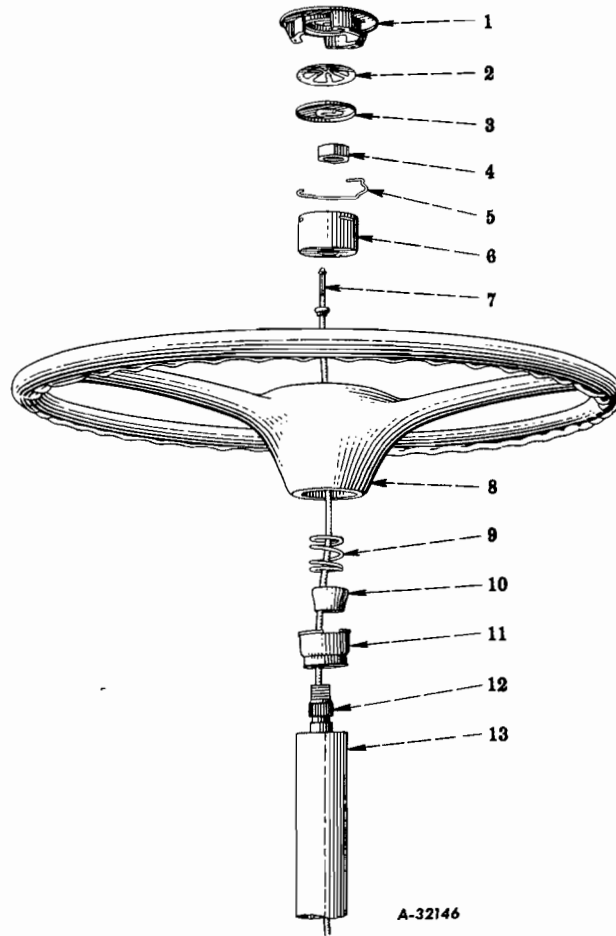
FIG. 05-12 – STEERING WHEEL AND HORN BUTTON
(For Ross Steering Gear)
(R-160-4x4)

A-34212A

KEY	DESCRIPTION	NO. REQ'D	I H PART NUMBER
1	BUTTON	1	73 913 R1
2	CUP	1	68 025 H
3	SPRING	1	54 697 H
4	CAP	1	54 681 HA
5	FERRULE	1	54 680 HB
6	PLATE, ASM.	1	68 051 HAX
7	SCREW, WOOD, RD-HD., No. 10 x 5/8"	3	148 595
8	SPRING	1	54 683 H
9	WASHER	1	54 677 H
10	NUT	1	25 086 H
11	CABLE, ASM.	1	100 642 R91
12	WHEEL	1	75 054 R1
13	SPRING	1	88 437 H
14	SEAT	1	88 438 H
15	BEARING, ASM.	1	88 431 HX
16	SEE STEERING GEAR ILLUSTRATION		
17	TUBE, w/BEARING, ASM.	1	90 308 R11

PRINTED IN UNITED STATES OF AMERICA

GROUP 05 – STEERING GEAR



A-32146

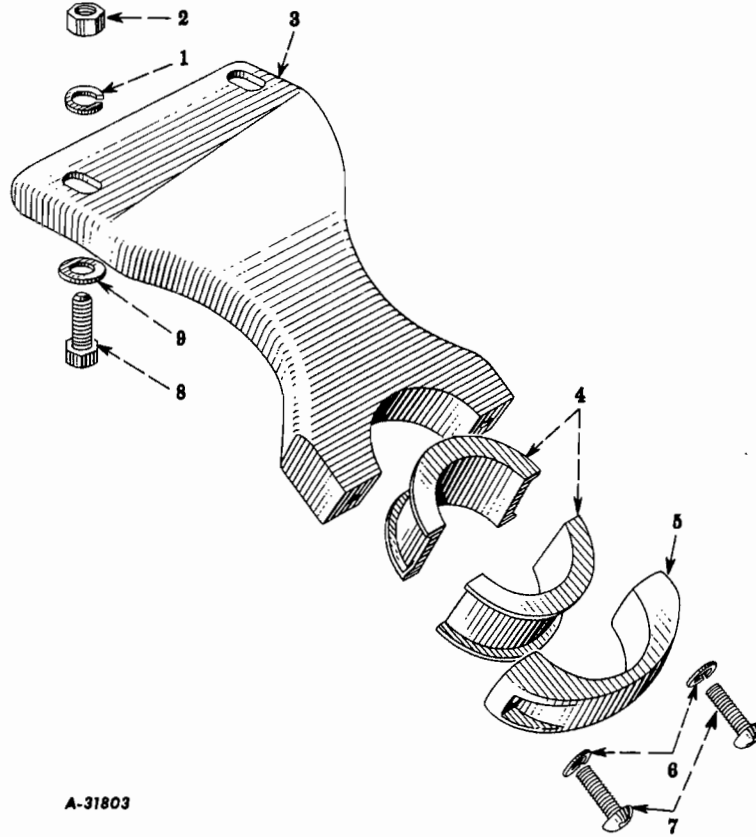
FIG. 05-13 – STEERING WHEEL AND HORN BUTTON (For Gemmer Steering Gear)
(R-110, R-120, R-130, R-160 Series)

KEY	DESCRIPTION	NO. REQ'D	I H PART NUMBER
1	BUTTON	1	87 412 H
2	SPRING	1	87 415 H
3	CUP	1	87 414 H
4	NUT	1	87 405 H
5	RING	1	87 416 H
6	SPACER	1	87 413 HA
7	CABLE, ASM.		
	R-110, R-120, R-130 SERIES	1	646 715 R91
	R-160 SERIES	1	646 633 R91
8	WHEEL	1	111 799 HA
9	SPRING	1	108 795 H
10	SPACER	1	108 794 H
11	BEARING, ASM.	1	108 790 H
12	SEE STEERING GEAR ILLUSTRATION		
13	TUBE, w/BEARING, ASM.		
	R-110, R-120, R-130 SERIES w/TRANS., CODE 1303	1	647 370 R11
	R-110, R-120, R-130 SERIES w/TRANS., CODES 1301, 1302	1	646 025 R11
	R-160 SERIES	1	646 631 R11

PRINTED IN UNITED STATES OF AMERICA

MT-97

GROUP 05 - STEERING GEAR



A-31803

FIG. 05-17 - STEERING COLUMN MOUNTING
(RC-160 Series)

KEY	DESCRIPTION	NO. REQ'D	I H PART NUMBER
1	WASHER, LK., 3/8", MED.	2	103 321
2	NUT, HEX., SLTD. 3/8NF	2	102 645
3	BRACKET	1	89 432 R1
4	BUSHING	2	77 259 R3
5	CAP	1	89 202 R1
6	WASHER, LK., 5/16", MED.	2	103 320
7	SCREW, RD-HD., 5/16NC x 7/8"	2	155 421
8	BOLT, HEX-HD., 3/8NF x 1"	2	182 718
9	WASHER, FL., 3/8"	2	103 341

PRINTED IN UNITED STATES OF AMERICA

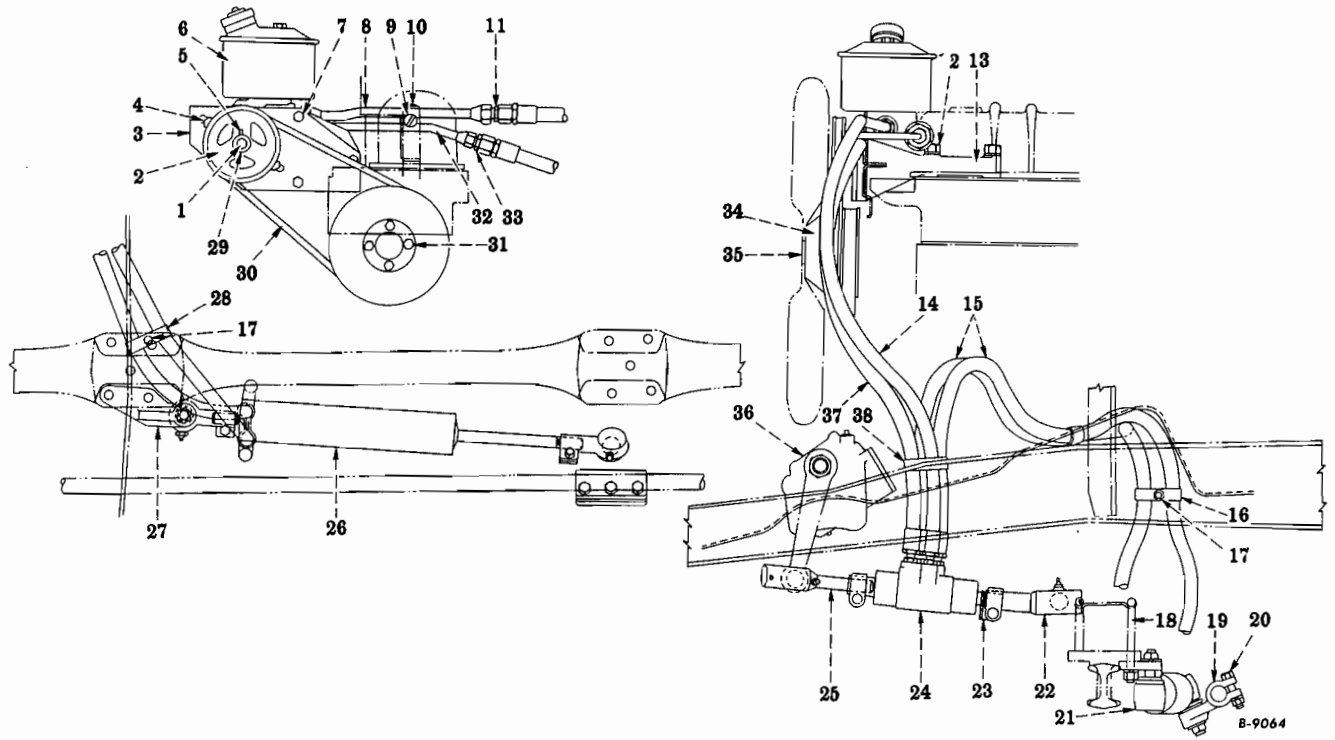


FIG. 05-18 — HOSE AND FITTINGS (Power Steering, Code 0508)

KEY	DESCRIPTION	MODELS		I H PART NUMBER
		R:100, R:110, R:120, R:130 SERIES	R:150, R:160 SERIES	
1	BOLT, ASM.	X	X	132 060 R1
2	PULLEY, PUMP	X	X	132 059 R1
3	PLATE, PUMP	X	X	139 484 R1
4	BOLT, HEX-HD., 3/8NF x 1-1/2"	X	X	182 726
	WASHER, FL., 3/8"	X	X	103 341
	NUT, LK., 3/8"	X	X	12 259 R1
5	KEY, SQ.	X	X	132 067 R1
6	PUMP, ASM. (SEE SEPARATE ILLUSTRATION)			
7	BOLT, HEX-HD., 3/8NF x 1"	X	X	182 718
	WASHER, LK., 3/8", MED.	X	X	103 320
8	PIPE, PUMP INLET, ASM.	X	X	995 064 R1
9	SCREW, FL-HD., 5/16NF x 1"	X	X	113 914
	WASHER, FL., 5/16"	X	X	103 340
	NUT, HEX., 5/16NF	X	X	114 493
10	BRACKET, PIPE	X	X	139 481 R1
	CLAMP, PIPE	X	X	139 482 R1

PRINTED IN UNITED STATES OF AMERICA

MT-97 Rev. No. 2, 7/56

GROUP 05-STEERING



KEY	DESCRIPTION	MODELS		I H PART NUMBER
		R.100, R.110, R.120, R.130 SERIES	R.150, R.160 SERIES	
FIG. 05-18 — HOSE AND FITTINGS (Power Steering, Code 0508) - Continued				
11	UNION, FLARED TUBE, 1/2"	X	X	118 804
12	BOLT, HEX-HD., 1/2NC x 6"	X	X	139 480 RI
	WASHER, FL., 1/2"	X	X	58 516 H
13	BRACKET, PUMP	X	X	139 487 RI
14	HOSE, VALVE TO CYLINDER, ASM.	X		137 211 R9I
			X	137 410 R9I
15	HOSE, PUMP INLET PIPE TO VALVE, ASM.	X		137 210 R92
			X	137 409 R92
16	CLIP	X		57 024 RI
			X	120 528
17	BOLT	X	X	118 977 RI
	WASHER, LK., 1/4", MED.	X	X	103 319
	NUT	X	X	93 082 H
18	U-BOLT	X		53 367 R2I
			X	132 516 RI1
19	BRACKET, TIE ROD	X		139 794 RI
			X	137 699 RI
20	BOLT, HEX-HD., 3/8NF x 1-3/4"	X	X	182 728
	WASHER, LK., 3/8", MED.	X	X	103 320
	NUT, HEX., 3/8NF	X	X	114 492
21	END, ASM. (SEE SEPARATE ILLUSTRATION)			
22	END, w/CLAMP, ASM. (SEE SEPARATE ILLUSTRATION)			
23	LOCK PLATE	X	X	134 838 RI
	WASHER, FL., 3/8"	X	X	103 341
24	VALVE, ASM. (SEE SEPARATE ILLUSTRATION)			
25	END, w/o CLAMP, ASM. (SEE SEPARATE ILLUSTRATION)			
26	CYLINDER, ASM. (SEE SEPARATE ILLUSTRATION)			
27	BRACKET, CYLINDER	X		139 795 RI
			X	139 024 RI
28	CLIP	X		137 198
			X	120 528

PRINTED IN UNITED STATES OF AMERICA

GROUP 05-STEERING

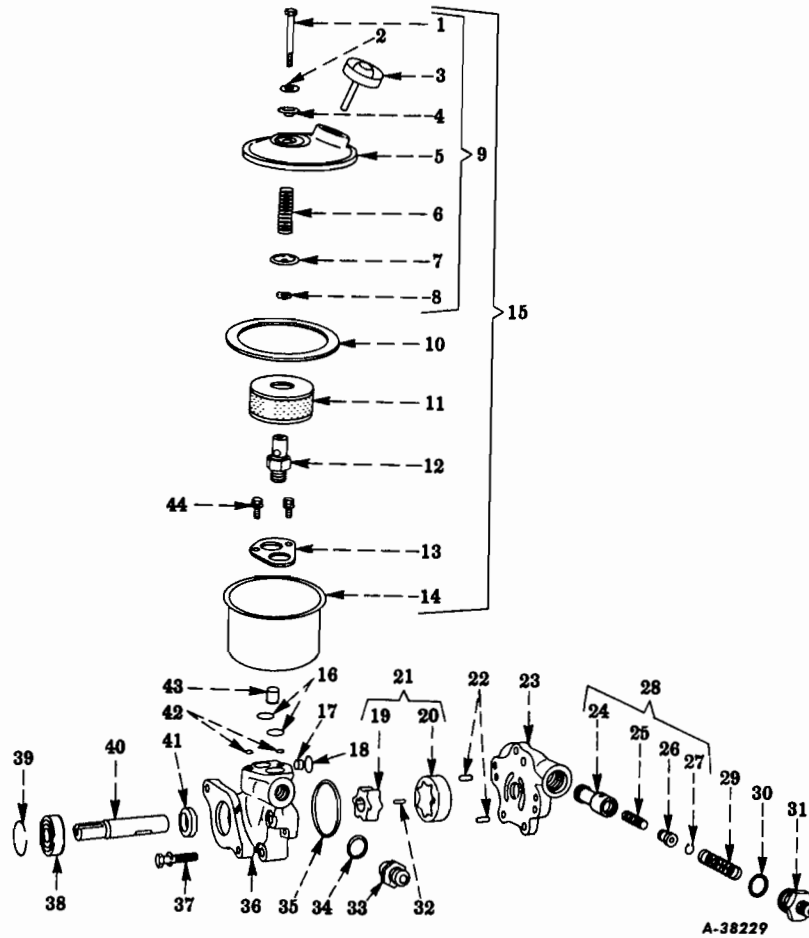


FIG. 05-19 — PUMP ASSEMBLY
(Power Steering, Code 0508)

KEY	DESCRIPTION	I H PART NUMBER
	PUMP, ASM.	132 043 R91
1	BOLT	133 198 R1
2	WASHER, FL., 3/8 x 7/8"	446 363
3	CAP, ASM.	133 381 R91
4	GASKET	133 200 R1
5	NOT SERVICED SEPARATELY	
6	SPRING	147 025 R1
7	CAP	147 024 R1
8	NUT	133 199 R1
9	COVER, ASM.	133 382 R91
10	GASKET	133 207 R1
11	CARTRIDGE	133 205 R91
12	STUD	133 194 R1
13	PLATE	133 195 R1
14	SHELL	133 206 R1
15	RESERVOIR, ASM.	133 326 R91

PRINTED IN UNITED STATES OF AMERICA

